


THE LITTLE BOOK
of
MARKET
MYTHS

*How to Profit by Avoiding the
Investing Mistakes Everyone Else Makes*


KEN FISHER

New York Times bestselling author

WITH LARA HOFFMANS

THE LITTLE BOOK

OF
MARKET MYTHS


Little Book Big Profits Series



In the *Little Book Big Profits* series, the brightest icons in the financial world write on topics that range from tried-and-true investment strategies to tomorrow's new trends. Each book offers a unique perspective on investing, allowing the reader to pick and choose from the very best in investment advice today.

Books in the *Little Book Big Profits* series include:

The Little Book That Still Beats the Market by Joel Greenblatt
The Little Book of Value Investing by Christopher Browne
The Little Book of Common Sense Investing by John C. Bogle
The Little Book That Makes You Rich by Louis Navellier
The Little Book That Builds Wealth by Pat Dorsey
The Little Book That Saves Your Assets by David M. Darst
The Little Book of Bull Moves by Peter D. Schiff
The Little Book of Main Street Money by Jonathan Clements
The Little Book of Safe Money by Jason Zweig
The Little Book of Behavioral Investing by James Montier
The Little Book of Big Dividends by Charles B. Carlson
The Little Book of Bulletproof Investing by Ben Stein and Phil DeMuth
The Little Book of Commodity Investing by John R. Stephenson
The Little Book of Economics by Greg Ip
The Little Book of Sideways Markets by Vitaliy N. Katsenelson
The Little Book of Currency Trading by Kathy Lien
The Little Book of Stock Market Profits by Mitch Zacks
The Little Book of Big Profits from Small Stocks by Hilary Kramer
The Little Book of Trading by Michael W. Covel
The Little Book of Alternative Investments by Ben Stein and Phil DeMuth
The Little Book of Valuation by Aswath Damodaran
The Little Book of Emerging Markets by Mark Mobius
The Little Book of Hedge Funds by Anthony Scaramucci
The Little Book of the Shrinking Dollar by Addison Wiggin
The Little Book of Bull's Eye Investing by John Mauldin
The Little Book of Market Myths by Ken Fisher and Lara Hoffmans

THE LITTLE BOOK

OF
MARKET MYTHS

*How to Profit by Avoiding
the Investing Mistakes
Everyone Else Makes*

KEN FISHER
LARA HOFFMANS



John Wiley & Sons, Inc.

Cover Design: Paul McCarthy

Copyright © 2013 by Fisher Investments. All rights reserved.

Published by John Wiley & Sons, Inc., Hoboken, New Jersey.

Published simultaneously in Canada.

No part of this publication may be reproduced, stored in a retrieval system, or transmitted in any form or by any means, electronic, mechanical, photocopying, recording, scanning, or otherwise, except as permitted under Section 107 or 108 of the 1976 United States Copyright Act, without either the prior written permission of the Publisher, or authorization through payment of the appropriate per-copy fee to the Copyright Clearance Center, Inc., 222 Rosewood Drive, Danvers, MA 01923, (978) 750-8400, fax (978) 646-8600, or on the Web at www.copyright.com. Requests to the Publisher for permission should be addressed to the Permissions Department, John Wiley & Sons, Inc., 111 River Street, Hoboken, NJ 07030, (201) 748-6011, fax (201) 748-6008, or online at <http://www.wiley.com/go/permissions>.

Important Disclaimers: This book reflects personal opinions, viewpoints and analyses of the authors and should not be regarded as a description of advisory services provided by Fisher Investments or performance returns of any Fisher Investments client. Fisher Investments manages its clients' accounts using a variety of investment techniques and strategies not necessarily discussed in this book. Nothing in this book constitutes investment advice or any recommendation with respect to a particular country, sector, industry, security or portfolio of securities. All information is impersonal and not tailored to the circumstances or investment needs of any specific person.

Limit of Liability/Disclaimer of Warranty: While the publisher and author have used their best efforts in preparing this book, they make no representations or warranties with respect to the accuracy or completeness of the contents of this book and specifically disclaim any implied warranties of merchantability or fitness for a particular purpose. No warranty may be created or extended by sales representatives or written sales materials. The advice and strategies contained herein may not be suitable for your situation. You should consult with a professional where appropriate. Neither the publisher nor author shall be liable for any loss of profit or any other commercial damages, including but not limited to special, incidental, consequential, or other damages.

For general information on our other products and services or for technical support, please contact our Customer Care Department within the United States at (800) 762-2974, outside the United States at (317) 572-3993 or fax (317) 572-4002.

Wiley publishes in a variety of print and electronic formats and by print-on-demand. Some material included with standard print versions of this book may not be included in e-books or in print-on-demand. If this book refers to media such as a CD or DVD that is not included in the version you purchased, you may download this material at <http://booksupport.wiley.com>. For more information about Wiley products, visit www.wiley.com.

978-1-118-44501-3 (cloth); 978-1-118-44500-6 (ebk);

978-1-118-44498-6 (ebk); 978-1-118-44502-0 (ebk)

Printed in the United States of America

10 9 8 7 6 5 4 3 2 1

Contents

Preface	ix
Chapter One	
Bonds Are Safer Than Stocks	1
Chapter Two	
Asset Allocation Short-Cuts	17
Chapter Three	
Volatility and Only Volatility	27
Chapter Four	
More Volatile Than Ever	37

Chapter Five The Holy Grail—Capital Preservation and Growth	49
Chapter Six The GDP–Stock Mismatch Crash	55
Chapter Seven 10% Forever!	67
Chapter Eight High Dividends for Sure Income	75
Chapter Nine The Perma-Superiority of Small-Cap Value	83
Chapter Ten Wait Until You’re Sure	93
Chapter Eleven Stop-Losses Stop Losses	105
Chapter Twelve High Unemployment Kills Stocks	113

Chapter Thirteen	
Over-Indebted America	131
Chapter Fourteen	
Strong Dollar, Strong Stocks	153
Chapter Fifteen	
Turmoil Troubles Stocks	161
Chapter Sixteen	
News You Can Use	171
Chapter Seventeen	
Too Good to Be True	181
Notes	191
Acknowledgments	201
About the Authors	205

Preface



QUESTIONING YOURSELF IS HARD.

One of the hardest things we do (or rather, don't do). Folks don't like questioning themselves. If we question, we might discover we're wrong, causing humiliation and pain. Humans evolved over many millennia to take any number of extraordinary and often irrational steps to avoid even the risk of humiliation and pain.

Those instincts likely helped our long-distant ancestors avoid being mauled by wild beasts and starving through long winters. But these deeply imprinted instincts often are exactly wrong when it comes to more modern problems like frequently counterintuitive capital markets.

I often say investing success is two-thirds avoiding mistakes, one-third doing something right. If you can just avoid mistakes, you can lower your error rate. That alone should improve your results. If you can avoid mistakes *and* do something right on occasion, you likely do better than most everyone. Better than most professionals!

Maybe you think avoiding mistakes is easy. Just don't make mistakes! Who sets out to make them, anyway? But investors don't make mistakes because they know they're mistakes. They make them because they think they're making smart decisions. Decisions they've made plenty of times and have seen other smart people make. They think they're the right decisions because they don't question.

After all, what sense does it make to question something that "everyone knows"? Or something that's common sense? Or something you learned from someone supposedly smarter than you?

Waste of time, right?

No! You should always question *everything* you think you know. Not once, but every time you make an investing decision. It's not hard. Well, functionally it's not hard, though emotionally and instinctually, it might be. What's the worst that can happen? You discover you were right all along, which is fun. No harm done. No humiliation!

Or ... you discover you were wrong. And not just you, but the vast swaths of humanity who believe a false truth—just as you did! You've uncovered a mythology. And discovering something you previously thought to be true is actually myth saves you from making a potentially costly mistake (or making it again). That's not humiliating, that's beautiful. And potentially profitable.

The good news is, once you start questioning, it gets easier. You may think it impossible to do. After all, if it were easy, wouldn't everyone do it? (Answer: No. Most people prefer the easy route of never questioning and never being humiliated.) But you can question anything and everything—and should. Start with those things you read in the paper or hear on TV and nod along with. If you're nodding, you've found a truth you've probably never investigated much, if at all.

Like the near-universal belief high unemployment is economically bad and a stock market killer. I know of no one who says the reverse—that high unemployment doesn't cause future economic doom. Yet, as I show in Chapter 12, unemployment is provably a late, lagging indicator and not indicative of future economic or market direction. And amazingly, recessions start when unemployment is at or near cyclical lows, not the reverse. The data prove that, and fundamentally it makes sense, once you start thinking how a CEO would

(as I explain in the book). This is a myth I disprove using pretty easy-to-get data from public sources. Data that's universally available and easy to compile! But few question this myth, so it endures.

This book covers some of the most widely believed market and economic myths—ones that routinely cause folks to see the world wrongly, leading to investing errors. Like America has “too much” debt, age should dictate asset allocation, high dividend stocks can produce reliable retirement income, stop-losses actually stop losses and more. Many I've written about before in various books, but here I collect what I view as the most egregious myths and expand on them or use a different angle or updated data.

Then, too, I've written about many of these myths before simply because they *are* so widely and rigidly and wrongly believed. My guess is writing about them here again won't convince many (or even most) the mythology is wrong. They'll prefer the easy route and the mythology. And that's ok. Because you may prefer the truth—which gives you an edge—a way to avoid making investment decisions based not on sound analysis and/or fundamental theory, but on a myth everyone believes just because.

Each chapter in the book is dedicated to one myth. Jump around! Read them all or just those that interest you. Either way, I hope the book helps you improve

your investing results by helping you see the world a bit clearer. And I hope the examples included here inspire you to do some sleuthing on your own so you can uncover still more market mythology.

You'll quickly see a few common characteristics throughout the chapters. A how-to manual to myth debunking, if you will. The tactics I use over and over to debunk these myths include:

Just asking if something is true. The first, most basic step. If you can't do this, you can't move to later steps.

Being counterintuitive. If "everyone knows" something, ask if the reverse might be true.


Checking history. Maybe everyone says XYZ just happened, and that's bad. Or it would be so much better if ABC happened. Maybe that's true, maybe not. You can check history to see if XYZ reliably led to bad or ABC to good. Ample free historical data exist for you to do this!

Running some simple correlations. If everyone believes X causes Y, you can check if it always does, sometimes does or never does.

Scaling. If some number seems impossibly scary and large, put it in proper context. It may bring that fear down to size.

Thinking globally. Folks often presume the US is an island. It's not—the US is heavily impacted by what happens outside its borders. And investors the world over tend to have similar fears, motivations, etc.

There are plenty of myths investors fall prey to—I couldn't possibly cover them all here. But if you can get in your bones the beauty and power of questioning, over time, you should be fooled less by harmful myth and get better long-term results. So here we go.



Bonds Are Safer Than Stocks

*“Everyone knows bonds
are safer than stocks.”*

YOU’VE HEARD THAT SAID so often, maybe it doesn’t seem worth investigating. With 2008 still fresh in most investors’ minds, it may seem sacrilegious to even question this. (Another odd behavioral quirk: Stocks were up huge in 2009 and 2010, flattish in 2011, and up again in 2012 as I write. Yet the bad returns five years

back loom so much larger in our brains than the four subsequent years of overall big positive returns.)

But those beliefs that are so widely, broadly, universally held are often those that end up being utterly wrong—even backward.

Go ahead. Ask, “Are they?”

And initially, it may seem intuitive that plodding bonds are safer than stocks with their inherent wild wiggles. But I say, whether bonds are safer or not can depend on what you mean by “safe.”

There’s no technical definition—there’s huge room for interpretation. For example, one person might think “safe” means a low level of expected shorter-term volatility. No wiggles! Another person might think “safe” means an increased likelihood he achieves long-term goals, which may require a higher level of shorter-term volatility.

Bonds Are Volatile, Too

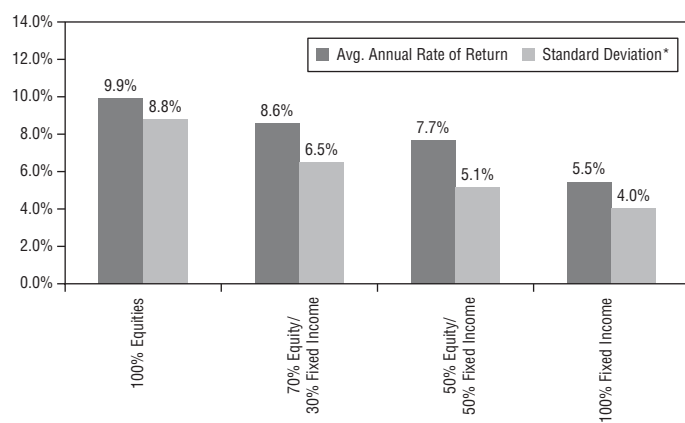
People often make the error of thinking bonds aren’t volatile. Not so. Bonds have price volatility, too. And their prices move in inverse relationship to interest rates. When interest rates rise, prices of currently issued bonds fall, and vice versa. So from year to year, as interest rates for varying categories of bonds move up and down, their prices move down and up. Some categories of bonds are more volatile than others—but in any given year, bonds can have negative returns—even US Treasurys.

But overall, as a broader category, bonds typically aren't as volatile as stocks—*over shorter time periods*.

That's an important caveat. *Over shorter time periods* like a year or even five, bonds are less volatile. They have lower expected returns, too. But if your exclusive goal is avoiding much volatility, and you don't care about superior long-term returns, that may not bother you.

Exhibit 1.1 shows average annual returns and standard deviation (a common measure of volatility) over five-year rolling periods. It's broken into a variety of

Exhibit 1.1 Five-Year Time Horizon—Volatility



*Standard deviation represents the degree of fluctuations in historical returns. This risk measure is applied to five-year annualized rolling returns in the chart.

Source: Global Financial Data, Inc., as of 06/22/2012. US 10-Year Government Bond Index, S&P 500 Total Return Index, average rate of return for rolling 5-year periods from 12/31/25 through 12/31/11.¹

allocations, including 100% stocks, 70% stocks/30% fixed income, 50%/50% and 100% fixed income.

Returns were superior for 100% stocks. And, not surprising, average standard deviation was higher for 100% stocks than for any allocation with fixed income—meaning stocks were more volatile on average. The more fixed income in the allocation over rolling five-year periods, the lower the average standard deviation.

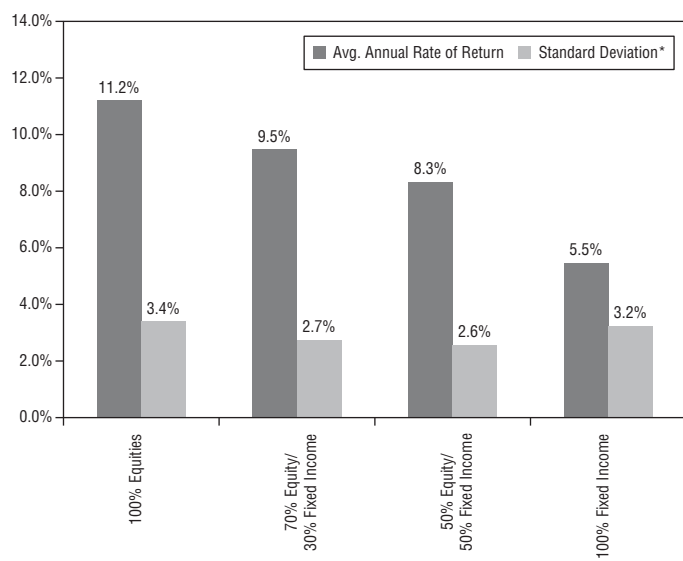
So far, I haven't said anything that surprises you. *Everyone knows* stocks are more volatile than bonds.

Stocks Are Less Volatile Than Bonds?

But hang on—if you increase your observation period, something happens. Exhibit 1.2 shows the same thing as Exhibit 1.1, but over rolling 20-year periods. Standard deviation for 100% stocks fell materially and was near identical to standard deviation for 100% fixed income. Returns were still superior for stocks—*but with similar historic volatility*.

It gets more pronounced over 30-year time periods—shown in Exhibit 1.3. (If you think 30 years is an impossibly long investing time horizon, see Chapter 2. Investors commonly assume a too-short time horizon—a 30-year time horizon likely isn't unreasonable for most readers of this book.) Over rolling 30-year periods historically, average standard deviation for

Exhibit 1.2 20-Year Time Horizon—Volatility

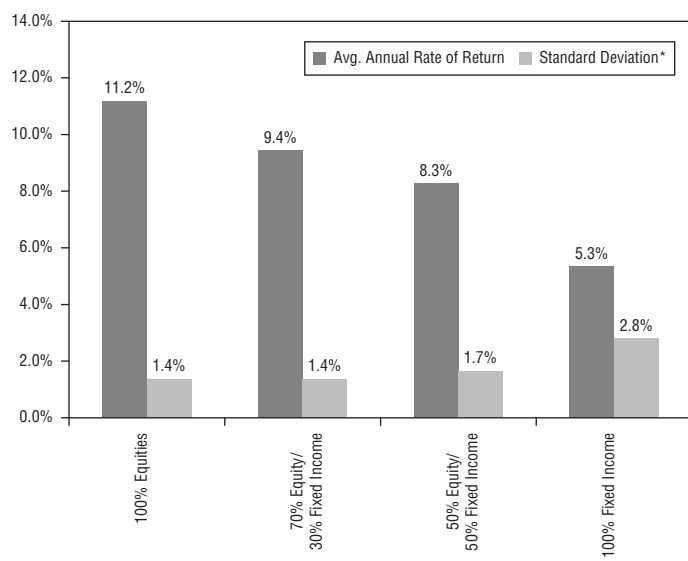


*Standard deviation represents the degree of fluctuations in historical returns. This risk measure is applied to 20-year annualized rolling returns in the chart.

Source: Global Financial Data, Inc.; as of 06/22/2012. US 10-Year Government Bond Index, S&P 500 Total Return Index, average rate of return for rolling 20-year periods from 12/31/25 through 12/31/11.²

100% stocks was *lower* than for 100% fixed income. Stocks had *half* the volatility but much better returns!

Day to day, month to month and year to year, stocks can experience tremendous volatility—often much more than bonds. It can be emotionally tough to experience—but that higher shorter-term volatility shouldn't surprise you. Finance theory says it should be

Exhibit 1.3 30-Year Time Horizon—Volatility

*Standard deviation represents the degree of fluctuations in historical returns. This risk measure is applied to 30-year annualized rolling returns in the chart.

Source: Global Financial Data, Inc.; as of 06/22/2012. US 10-Year Government Bond Index, S&P 500 Total Return Index, average rate of return for rolling 30-year periods from 12/31/25 through 12/31/11.³

so. To get to stocks' long-term superior returns over fixed income, you must accept a higher degree of shorter-term volatility. If stocks were less volatile year to year on average, their returns would likely be lower. Like bonds!

But given a bit more time, those monthly and yearly wild wiggles resolve into steadier and more

consistent *upward* volatility. And yes, volatility goes both ways. You probably don't hear this often (if ever), but *data prove stocks have been less volatile than bonds historically over longer periods—and with superior returns.*

Blame Evolution

If that's the case, why do so many investors fear stocks?

Easy: evolution.

It's been proven that investors feel the pain of loss over twice as intensely as they enjoy the pleasure of gain. That's from the Nobel Prize-winning behavioral finance concept of *prospect theory*. Another way to say that is it's natural for danger (or perceived danger) to loom larger in our brains than the prospect of safety.

This evolved response no doubt treated our long-distant ancestors well. Folks who naturally fretted, constantly, the threat of attack by saber-toothed tigers were likely better off than their more lackadaisical peers. (The best way to win a fight with a saber-toothed tiger is not to get into one.) And those who had an outsized fear of the coming winter likely prepared better and faced lower freezing and/or starving risk. Hence, they more successfully passed on their more vigilant genes. But obsessing about future pleasantness or the absence

of freezing risk didn't really help perpetuate the species.

And our basic brain functioning just hasn't changed that much in the evolutionary blink-of-an-eye since. Which is why it's been proven a 10% portfolio loss feels about as bad to US investors on average as a 25% gain feels good. (European investors feel the pain of loss even more intensely.)

Stocks Are Positive Much More Often Than Not

What has that to do with the common misperception stocks are just down a lot? Exhibit 1.4 shows how often stocks are positive versus negative over varying time periods. On a daily basis, the odds stocks are positive are slightly better than a coin flip. And negative days tend to come in clumps. Positive days, too! But because we're hyper-aware of danger, the negative clumps loom bigger in our brains, even though that's not what reality is.

Behaviorally, it can be very difficult not to think so short term. But if you can stretch your observation period just a bit longer, odds are good stocks will be positive. Stocks are positive historically in 62% of calendar months—though they come in clumps, too. Rolling 12-month periods are positive 73.2% of the

sample content of The Little Book of Market Myths: How to Profit by Avoiding the Investing Mistakes Everyone Else Makes

- [read online Diamond Bar \(Images of America\)](#)
- [read Takeover: The Return of the Imperial Presidency and the Subversion of American Democracy online](#)
- **[Firestore Freedom \(Phoenix Rising, Book 2\) book](#)**
- [click The Complete Stories, Volume 1](#)

- <http://betsy.wesleychapelcomputerrepair.com/library/Diamond-Bar--Images-of-America-.pdf>
- <http://conexdx.com/library/Takeover--The-Return-of-the-Imperial-Presidency-and-the-Subversion-of-American-Democracy.pdf>
- <http://bestarthritiscare.com/library/Firebase-Freedom--Phoenix-Rising--Book-2-.pdf>
- <http://flog.co.id/library/The-Complete-Stories--Volume-1.pdf>